



THE GRAPEVINE



Volume XV, Issue 1

*Fort Bend County
Master Gardeners, Inc.*

January-February 2005

From the Yard

By Jeff McMullan, President, FBMG S2001

At our house, winter can officially start when all of Joanne's hibiscuses (hibisci?) are safely stowed away. For several years now we've converted the raised-bed vegetable garden into something of a greenhouse that is "NEW AND IMPROVED" every year. This time around we saved tomato plants since we'd heard of some terrible tomato shortage that was looming. Peppers, broccoli and lettuce are also doing well in our "indoor" garden. This year's big improvement was adding a door using stick-on zippers that I spotted on a clearance table somewhere. They had been hidden in a drawer for a year or more, so I was a little wary about the glue giving up. I hoped that the extra step of warming the zipper with a heat gun would help make sure it would stick. I can report that it seems to be working since the "door" stayed together on a couple of the cold, blustery days we've had. Thank goodness.

So far, so good.

Inside this Issue ...

From the Yard	1
Awards Program	1
January Program	2
Community Affairs	2
Notes from Mac	2
Landscape Update	3
Yardwise-Compost	3
Resolve To Get Involved in 2005	3
2004 Year in Review	4
Tips from Gene	4
Garden Checklist	5
The Origins of Arbor Day	5
Greet the Gardener	6
EarthKind Roses	7
Texas Master Gardener Assoc	7
Dates to Remember	7
Reminders	8

You can tell that the holiday season is coming to a close when you make the trip back from the airport. For us this year it was a round trip: delivering in-laws after a wonderful Christmas visit. Our guests from up north had been looking forward to some mild weather and they were pretty impressed by a white Christmas followed by high 60's just a few days later. Only in Texas.

I hope that each of you enjoyed a wonderful Christmas and look forward to a great new year. It is hard to imagine that 2004 is behind us and that spring is just around the corner. There were so many rewarding FBCMG programs and activities during 2004 that it is impossible to list them all. It is great to see so many people with so many different interests working so hard to help make our community such a great place to live.

Awards Program a Success!

The 2003-2004 Awards Program on December 8th was a great success. 129 Certified Master Gardeners were recognized for service in 2003 with 30 individuals volunteering more than 100 hours. Wayne Rhoden "topped the charts" with more than 800 volunteer hours for the year.

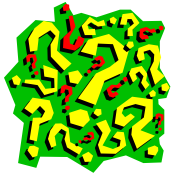
In 2004, 135 Certified Master Gardeners continued the work of the Association, with 34 individuals volunteering more than 100 hours. Barbara Brannon was recognized for logging the most hours in 2004—dedicating more than 700 hours.

52 Special Recognition Awards were given to Master Gardeners, Cooperative Extension staff and community supporters for a variety of projects that keep the Fort Bend Master Gardener program fresh and responsive to the needs of the community. Past President, Wayne Rhoden, was made an honorary lifetime member of the Association.

We owe a big "thank you" to the folks who put this volunteer recognition event together - Sallie Bourgeois, Lynn McKillop, Margo McDowell and Wayne Rhoden. See Page 3 for information about how you could be part of the 2005 Awards Program.



Extension programs serve people of all ages regardless of socio-economic level, race, color, sex, religion, disability, or national origin. The Texas A&M University System, U.S. Department of Agriculture and the County Commissioner's Courts of Texas Cooperating



JANUARY MONTHLY PROGRAM:

“Questions, Answers & Crazy Results” by Vince Mannino, County Extension Director – Ft. Bend. Vince will share humorous garden tales based on years of diagnosing common and unusual problems. This will be a great opportunity to meet our new Extension Director.

THURSDAY, JANUARY 27
SOCIAL TIME—6:45 PM PROGRAM—7:15 PM
MEMBER’S MEETING FOLLOWS THE PROGRAM

Special Note: the February meeting will be held in the Extension Education Center

Community Affairs

By Peg d’Hemecourt, Community Affairs Director,
FBMG F2003

Monthly Programs

February 24 – “Fire Ant Biology & Management” by Paul R. Nester, Ph.D., Harris County Extension Agent – IPM. Dr. Nester will provide useful information on getting the upper hand on one of the peskiest garden problems – fire ants.

March 24 – “Fruit Trees” by Dr. Ethan Natelson. Dr. Natelson is a medical doctor and fruit tree hobbyist who will talk about the best, most carefree fruit trees for Southeast Texas.

Speakers Bureau

FBMG receives approximately ten requests per year for speakers for other organizations’ meetings. My predecessor, Wayne Rhoden, had been handling this responsibility single-handedly and doing a great job! Over the years, Wayne has created many presentations on various gardening topics that are ready for delivery. If you would like to consider adding your name to the Speakers Bureau, please contact me at p.dhemecourt@prodigy.net or 281.342.4595. The prerequisites for becoming a member of the Speakers Bureau include being comfortable speaking before a group and being willing to specialize in one or more presentation topics in order to keep the presentation current and informative. This is a great way to put your master gardening expertise to work and serve the community.

Notes from Mac

by Margo “Mac” McDowell,
Fort Bend County Master Gardener
Coordinator



After what seems a long absence from Master Gardeners, I’m back for my first full week. Admittedly, I thoroughly enjoyed being off work, but I had to plan several projects for myself just in case I needed to keep myself busy. I’m not sure if it is good or not, but I didn’t get all of my projects done – I think that’s a good thing? And you know what? I didn’t do anything in my garden but one time – and I raked. Even though I was outside with my dogs, I didn’t garden. I just patched the holes where my lab thought there was some kind treasure, and he proceeded to teach my schnauzer how to dig. Gardening with dogs? I’m going to be an expert! I’ll keep you all posted.

I personally want all of you to know how lucky I feel that I continue to be part of this program. I think what you all have accomplished in the last year is just incredible! Our awards program in December was definite proof that we have mighty fine people who make this program work. I know it isn’t easy juggling work, family, church, and gardening, and maybe other volunteer organizations you are participating in. I also know that if you really want something bad enough, and it’s important enough, one can accomplish anything. I do urge you to start working on your hours NOW! Please don’t wait until October!

Is there anyone in our organization who would like to start being a guide for a committee? Webster describes a leader as one who is “a guiding head”. I haven’t quite figured out why we are having troubles with getting leadership on committees, but if we don’t, there may be some areas that will cease to exist until someone steps in. Remember the garden tour? This is an education tool, not a fundraiser, and we had to cancel it last year because of a lack of interest. The Children’s Garden has been without a person(s) who want to help lead, so that may have to be changed into some other garden. Our Front Yard Garden in front of the main office has gone a year without anyone who really cares about it. And that’s all it takes -- someone to care about it.

I am so thankful that Amy Ping is going to remain as our Landscape Director. I personally know she is handling family, her own business, church and us. I’m so excited about the help that she is already receiving from Nat Gruesen and Johnny Williams! Wow! And she is so excited to have their help too! So volunteer to help guide your fellow master gardeners in landscaping!

We need help in administrative areas. Isn’t there someone (who has email) that would like to gather a committee together to help make phone calls to those

(Continued on page 6)



Landscape Update

By Amy Ping,
Landscape Director,
FBMG S2001

Weekday Workdays . . . Coming in February!

With the winter weather upon us and somewhat limited opportunities to work on the grounds, the landscape at the Extension Center could use a little sprucing up. We will be adding a Weekday Workday starting in February. Hopefully this will give many of you who are unable to participate in the monthly Saturday workdays another chance to get in some green time and give the grounds a little needed TLC. John Williams will be chairing this program, and Weekday Workdays will be open to all Master Gardeners and Associates, regardless of any committees you might work with on a regular basis. *Watch the Grapevine and Margo's APBees for specific dates and times!*

Welcome Our New Landscape Co-Chairs: Nat Gruesen and John Williams

I'm so pleased to announce our new Landscape Co-Chairs Nat Gruesen and John Williams! Both have agreed to sign on as Landscape Co-Chairs with me and will bring a wealth of varied experience to our Landscape program. Nat recently graduated with the Spring 04 class and will be helping with a variety of jobs including Monthly Workdays, landscape coordinating, and the "B" word for me, "budgets." John will be coordinating the upcoming Weekday Workdays. We will be identifying several goals for 2005 together and would love to hear your ideas and suggestions as well. I know everyone will appreciate their great contributions as much as I already do. Thank you to both John and Nat!



Yardwise~Compost Garden

Calling all members and people that might be interested in new design for plantings. A meeting will be during the Saturday workday on February 5, 9 AM in the Extension Annex Building conference room in the far back beyond the printing room.

Anyone interested in Plant Swap/Share should plan to attend a meeting at Noon in the Extension Annex Building conference room after the Saturday workday on February 5. The meeting will work out plans Plant Swap activities for 2005. Contact Cat Ross for additional info or if you want to be a part of the team but can't make these meetings—alohatex@msn.com or 979-793-7723.

Resolve to Get Involved!

It's a new year—and you may be wondering how you might be more involved in the Master Gardener program. We have a great Master Gardener Association, with an opportunity to work with some really motivated gardeners. It feels good to be part of such a thriving organization that serves the community in so many ways. In order to keep everything "on track" though, we do need folks to take some initiative for coordinating various activities.

Currently the following positions are open:

Awards Director—This is a new position to coordinate an FBMG recognition event for our members each year. In addition, this position and the Awards Committee will take the lead in creating the Association's award applications for the annual Texas Master Gardener Awards. If you've ever been to one of the State Conferences you know how great it feels to see FBMG recognized for great work. Here is a way to help make that happen every year!

Assist with Bylaws Revision—Last year the Board determined that the FBMG Bylaws needed to be updated to reflect several changes in the way we operate, and to incorporate several components recommended for Nonprofit organizations. Work on the project stalled at the end of the year and we need to get it back on track. You don't need to be a professional writer to help, a fresh perspective is all that is needed.

Chair One of the Gardens—Chairing a garden means coordinating the activities for a specific garden. This is a job that can be shared if you don't feel like you have the time to handle it by yourself. Right now the Chair positions for our Children's Garden, Front Yard Garden and Japanese Garden are open—and they need a leader!

If you're interested or would like to know more about any of these positions, contact Jeff McMullan or Margo McDowell.

Take note!

**The timeframe for
reporting hours for 2005
runs from
December 1, 2004
through
November 30, 2005.**



Turn in your hours regularly to Margo McDowell.

2004

Year in Review

By Sarah Lineberger
County Extension Agent-

Tips from Gene

By Gene Powers, Greenhouse Director,
FBMG S2002

2004 was a busy year for the Fort Bend Master Gardeners. Not only did everyone help to deliver existing programs, we also launched a number of new ones including the Plants in the Classroom Training, the Green Thumb Seminars and the school days at the Ag'tivity Barn at the County Fair. Additionally in 2004, thanks to some very dedicated MGs (Bill, Bill, Jay, Ben and Terry), we now have the Master Gardener Hotline manned 5 days a week! The hotline hours are Monday through Friday from 9 am to 11 am and Wednesday from 1 to 3 pm. I know they love to have company so if anyone would be interested in helping, just let Mac know.

We also saw a number of changes out in the garden. There were big changes in the Yardwise Site (wow! what a transformation!), the Herbal Knot Garden and the Cottage Garden, but all the gardens have evolved this year as they continue to grow and be defined. Can you believe how big our Demonstration Gardens are getting? See if you can find some of our new maroon labels - another dedicated group slaved away on the label machine. The Berry Patch is getting ready to get a face lift too so keep an eye out for upcoming volunteer opportunities.

Another highlight for 2004 was the growth in youth programs. It is exciting to see the JMG program on the rise in Fort Bend County. We still have a volunteer opportunity for youth programs at the First Colony Library if anyone is interested.

I want to take this opportunity to thank all of you for all of your contributions to the horticulture education programs at the Fort Bend County Extension Office. There is no way that we could reach as many community members without your help. Thank you for your dedication, enthusiasm and service.

I want to follow that up with a challenge..... if you have been maintaining your active status by meeting the 12 hours requirement- I want to challenge you to double that in 2005. We have so many ways that you can plug into existing programs. Margo has a project proposal form. if you would like to seek approval for a project that you would like to lead (remember that it must be educational in nature).

For those of you who are already contributing lots of hours- I challenge you to take on a leadership role with a committee. Remember that being a leader does not mean that you have to do all the work-think back to Tom Sawyer and his fence painting days....

We are very proud of the Fort Bend Master Gardeners and your efforts have been recognized both at the local and the state level. So keep up the good work and make sure to keep us informed with what you are up to. Thank you for choosing to be a FBMG!

Aquatic Plant Survival

This past spring, one of the water lilies in the Extension water garden produced very small plantlets at the juncture of each stem and leaf. Several of these plantlets actually started to make blooms. One was removed and potted. Six months later, in October, it had grown to a diameter of 3.5 feet and had been producing beautiful full size blooms for months. This is an amazing rate of growth, and demonstrates one of the many modes of reproduction and survival that plants have evolved. In the wild the parent leaf decays, disconnects from the parent plant, and floats away. If the leaf axil plantlet encounters a suitable rooting environment, it begins the generational cycle again. For you technically inclined people, this is called viviparous reproduction, i.e., producing bulbils or new plants rather than seed.

Durable Plant Tags

Plant tags - @*%#^#! - don't you hate it when the plastic tag gets brittle and breaks up, or the tag survives but the "permanent" ink lettering fades into oblivion!

My solution to this problem is (shhh!) MINI-BLINDS! For under \$4 you can buy a box of mini-blinds (go for the 34-inch or 36-inch wide blinds, about 64-inches long - wider ones are usually more expensive). These are made of PVC plastic and are well stabilized against sunlight because of their intended application. Their surface texture is rough enough to take pencil lettered identifications which do not wash off. You can cut a slat to the desired length and even cut the 1-inch wide slats in half to double the number of tags you get from a box. The above described blinds have 75 slats. At six tags per slat (about 5-1/2 inch x 1 inch tags) that's less than a penny per tag, half that if you cut the slats in half to 1/2 inch width. I have only used mini-blinds from Walmart, so I can't vouch for the surface texture and pencil lead retention of other brands.

I have been told, though I have not tested the technique myself, that faded ink on plant tags can sometimes still be read under a strong ultraviolet lamp.

(Continued on page 6)

Don't Forget!

2005 Membership Dues should be paid by February 15. Contact Sallie Bourgeois at lbougeois1@houston.rr.com or 281-463-6753 if you have questions.



Garden Checklist for January / February

By Dr. William C. Welch

- Now is an excellent time to transplant mature or established trees and shrubs while they are dormant. Don't fertilize newly set out trees or shrubs until after they have started to grow, and then only very lightly the first year.
- Make flower and vegetable garden plans now before the rush of spring planting. Time spent in armchair gardening before the fireplace will pay off in improved plant selection. Besides, it is fun to page through the garden catalogs.
- Sow seeds in flats or containers to get a jump on plant growth before hot weather arrives. Petunias, begonias, and impatiens should be sown in early January. Warm temperature plants, such as tomatoes, peppers, marigolds, and periwinkles, should be sown in late January or early February.
- Apply a light application of fertilizer to established pansy plantings. Use one-half pound of ammonium sulfate per 100 square feet of bed area. Repeat the application every 4 to 6 weeks, depending on rainfall. Dried blood meal is also an excellent source of fertilizer for pansies.
- Select and order gladiolus corms for February/March planting. Plant at two-week intervals to prolong flowering period.
- Check junipers and other narrow-leaf evergreens for bagworm pouches. The insect eggs overwinter in the pouch, and start the cycle again by emerging in the spring to begin feeding on the foliage. Hand removal and burning of the pouches are ways of reducing the potential damage next spring.
- When buying plants, the biggest is not always the best, especially when dealing with bare-root plants. The medium to small sizes (4 to 6 feet) are usually faster to become established and more effective in the landscape than the large sizes.
- Prune bush roses during February or early March. Use good shears that will make clean cuts. Remove dead, dying, and weak canes. Leave 4 to 8 healthy canes, and remove approximately one-half of the top growth and height of the plant.



The Origins of ARBOR DAY

By Mary Beth McCaughey,
Vice President, FBMG S2000

The idea for Arbor Day originally came from Nebraska. A visit to Nebraska today wouldn't disclose that the state was once a treeless plain. Yet it was the lack of trees there that led to the founding of Arbor Day in the 1800s.

Among pioneers moving into the Nebraska Territory in 1854 was J. Sterling Morton from Detroit. He and his wife were lovers of nature, and the home they established in Nebraska was quickly planted with trees, shrubs and flowers.

Morton was a journalist and soon became editor of Nebraska's first newspaper. Given that forum, he spread agricultural information and his enthusiasm for trees to an equally enthusiastic audience.

His fellow pioneers missed their trees. But, more importantly, trees were needed as windbreaks to keep soil in place, for fuel and building materials, and for shade from the hot sun.

Morton not only advocated tree planting by individuals in his articles and editorials, but he also encouraged civic organizations and groups to join in. His prominence in the area increased, and he became secretary of the Nebraska Territory, which provided another opportunity to stress the value of trees.

On January 4, 1872, Morton first proposed a tree-planting holiday to be called "Arbor Day" at a meeting of the State Board of Agriculture. The date was set for April 10, 1872. Prizes were offered to counties and individuals for planting properly the largest number of trees on that day. It was estimated that more than one million trees were planted in Nebraska on the first Arbor Day.

Arbor Day was officially proclaimed by the young state's Gov. Robert W. Furnas on March 12, 1874, and the day itself was observed April 10, 1874. In 1885, Arbor Day was named a legal holiday in Nebraska and April 22, Morton's birthday, was selected as the date for its permanent observance.

During the 1870s, other states passed legislation to observe Arbor Day, and the tradition began in schools nationwide in 1882.

Today the most common date for the state observances is the last Friday in April, and several U.S. presidents have proclaimed a national Arbor Day on that date. But a number of state Arbor Days are at other times to coincide with the best tree planting weather, from January and February in the south to May in the far north.

The official date for Arbor Day in Texas is the last Friday in April, but many celebrate in January when weather conditions are optimal for planting new trees.

Source: *The National Arbor Day Foundation*

Greet The Gardener

By Sheredith Heitzenrater, FBMG S2002

The winter winds are blowing and Janet and Alan Sprain wait patiently for warm weather so they can get outside to their flower gardens. Members of the Spring 2002 class, both Alan and Janet are active volunteers on the Vegetable Garden Committee.

Wanting to know more about putting the right plants in the right places prompted the Sprains to take the Master Gardener course. They figured money spent on the course would be money saved at the nursery.

Alan has a degree in Mechanical Engineering Technology from Texas State Technical Institute. He works for CEREL. They manufacture marine seismic equipment. Janet is a Revenue Accountant for Mariner Energy, Inc. Both love it when they get home from work and can putter around gardens.

Janet says their biggest gardening challenge was landscaping the new house they built in the Simonton area about five years ago. They added a pool about two years ago and then designed flower beds around that. Her gardening tip is location, location, location! Having said that she goes on to say they made the mistake of putting a Bottlebrush plant near the pool. You guessed it—leaf litter and spent flowers often land in the pool! She said to be sure you know the mature size of a plant when you design your flowerbeds.

Alan's favorite flower is the Sunburst Hibiscus that has huge blooms most of the time. Janet prefers Yellow Bells. Both suggested that everyone should take advantage of the monthly meetings. They are so informative. Janet noted that as they prepared to paint the house this summer, they found three Monarch Butterfly chrysalises hanging on the house. They remembered that Nancy from the Cockerel Butterfly Center had mentioned moving chrysalises during her program—so they called, got more details and moved the creatures out of the path of the painting project. Two of the three chrysalises developed into beautiful butterflies that were released successfully.

They both found the Entomology class in the Master Gardener training program very interesting. They learned that not all bugs are "bad" and that nature can usually work things out by itself. They had aphids all over their Crepe Myrtle but discovered that Ladybug larvae at the aphids. Nature is really "cool" when it works.

In her spare time Janet likes to read, do crossword puzzles and occasionally do cross-stitch. Alan just got a new motorcycle so he is ready to check out the plants on the back roads. If you want to help Janet garden while Alan is out riding this spring—just stop by. If Alan is home, he just might show you where the wild flowers grow best!

Message from Mac

(Continued from page 2)

without emails? We have less than 30 people on our roster who don't have emails, and we need to get information to them. Do you realize the impact it would have on our members if they received a phone call?

I am really thankful for Peg d'Hemecourt! She's volunteered to take over the Community Affairs position (with Speaker's Bureau) that Wayne had. That is a huge job! Thank goodness for Peg, because I just got a call from the library system, and they want us to give three programs to teach our community about gardening!

I am really thankful for Patti Dunn and Cheryl Huber! Without the two of them, our plants sales would collapse this year.

If we have more people to help out in all these positions, do you realize that the workload actually decreases for everyone? Wow! And sometimes its just the little things that make such a big difference!

When you get your membership letter and form, take a good look at the committees, and gardens and think about devoting some time. Circle something! Ha! I worry about no one taking over Wayne's job with the Merchandise! We may lose our status as best dressed Master Gardeners in the state of Texas! Boy I sure wouldn't want to see that happen!



Tips from Gene

(Continued from page 4)

Patience Game

One of our members has been growing a bromeliad for six years, patiently waiting for it to bloom. It is a small plant, about 7 inches in diameter and slightly pink in color, looking somewhat like a succulent or cactus. When it produces flowers, they open daily in succession and this lasts for only about 6 days. The plant is *Orthophytum burle-marxii*, select pink clone. Well, it finally bloomed – in September, coincident with the Southwest Guild Bromeliad Show here in Houston.

It was beautiful! The judges agreed and awarded it the Mulford B. Foster Best-of-Show plaque.





In several of the end of year articles on landscape trends, 'EarthKind' roses were mentioned. Just in case your aren't familiar with the EarthKind™ Environmental Landscape Management Program—here is how it works:

Premise

Use of research-proven gardening and landscaping techniques to provide a maximum of plant enjoyment while protecting our fragile environment.

Goal

Combine the best of organic and traditional gardening and landscaping principles to create a new horticultural system for the 21st Century, a research-proven system based on real-world effectiveness and environmental responsibility.

Guiding Principles

Base your horticultural decisions on:

- A deep, abiding respect for the environment
- The latest scientifically-sound, research-based information

Employ EarthKind techniques of plant selection and culture to avoid pest problems before they occur

Use pesticides only as a last resort. If a pesticide becomes absolutely necessary, then select the most EarthKind or environmentally responsible product available

Putting EarthKind techniques into everyday practice will help your family, your business, your community and your environment. Remember, "EarthKind to benefit humankind."

For additional information and a list of EarthKind Roses, visit <http://aggie-horticulture.tamu.edu/earthkindrose/concept.html>.



Texas Master Gardener Association

DID YOU KNOW? Our very own Wayne Rhoden is now President of the statewide Texas Master Gardener Association. And Margo McDowell is head the Awards Committee for the entire state.

To get information about the Annual Conference scheduled for May 5-7 in Denton, TX, visit the TMGA website at www.texasmastergardeners.com.

Dates to Remember



Activities marked *ATC are eligible for Advanced Training Credit.

Jan 8—Monthly workday in the gardens

Jan 13—Green Thumb Seminar, "Fruits & Vegetables", 7-9 PM, Bud O'Sheiles Community Center

Jan 17—All County offices closed

Jan 18—Sugar Land Garden Club meeting. "New Plants You Shouldn't Be Without" by Dr. Stan Creech. ***ATC**

Jan 23—Green Thumb Seminar, "Trees", 1 –3 PM, Sugar Land Community Center, Contact Keep Sugar Land Beautiful to register. (info@kslb.org)

Jan 27—FBMG Monthly program, "Questions, Answers and Crazy Results" by Vince Mannino. 7 PM. ***ATC**

Feb 3—Gulf Coast Vegetable Conference ***ATC**

Feb 5—Monthly workday in the gardens.

Feb 10—Green Thumb Seminar, "Home Lawn Care", 7-9 PM, Bud O'Sheiles Community Center

Feb 11 —Setup for FBMG Annual Fruit Tree Sale.

Feb 12 —FBMG Annual Fruit Tree Sale. ***ATC** (for lecture at 8 AM)

Feb 15—Deadline for payment of 2005 FBMG dues.

Feb 15—Sugar Land Garden Club meeting. "Growing Vegetables in Sugar Land Gardens" by Wayne Rhoden. ***ATC**


Feb 23—Start of Spring Master Gardener class— evening session only.

Feb 23-24—Landscape Design Study Course IV. ***ATC**

Feb 24—FBMG monthly program, "Fire Ant Biology & Management", by Dr. Paul Nester. 7 PM. ***ATC**



Mar 19 —FBMG Spring Perennial Sale. ***ATC** (for lecture at 8 AM)

Reminders



Don't miss out on the benefits of membership—pay your 2005 dues by February 15!

The deadline to submit articles for the March/April edition of the Grapevine is February 15. Send articles in electronic format to the Editor at mccaugheymb@aol.com



Texas Cooperative Extension
Fort Bend County Master Gardeners, Inc.
1402 Band Road, Suite 100
Rosenberg, TX 77471

Editors

Mary Beth McCaughey
Margo "Mac" McDowell

Contributing Authors

Peg d'Hemecourt, Sheredith Heitzenrater, Sarah Lineberger, Mary Beth McCaughey, Margo "Mac" McDowell, Jeff McMullan, Amy Ping, Gene Powers, Cat Ross, Dr. William C. Welch

The

Grapevine



is published by and for the members of Fort Bend County Master Gardeners, Inc.

Sarah Lineberger

Sarah E. Lineberger
County Extension Agent-Horticulture